


AERO21/26/31

# Taking compact wet and dry vacuum cleaners to a new level of productivity





### Enjoy a better working environment when working with power tools

When working with electric drilling, sanding or cutting tools, the power socket with AutoOnOff found on some models offers great help keeping both air and surroundings clean and reducing the overall sound level.

The automatic start/stop function activate the dust extractor when a connected power tool is used securing a better working environment.

## Push&Clean



### Push&Clean giving high suction performance

The Push&Clean technology allows a fast and simple cleaning of the filter cartridge. With Push&Clean, all you have to do to clean the filter, is block the inlet fitting or the hose, and push and release the filter cleaning button. A powerful reversed air pulse will clean the filter gently, and you are back to work in no time.



### Handy and always ready to go

Being compact, lightweight and robust, the new wet and dry vacuum cleaners can easily be transported to any location, e.g. by car.

Storage is made easy and reliable with several positions for the suction hose, nozzles and power cord. There is easy-to-use secure fixation of tube with nozzle, and during operation the machines offer built-in 2-points parking of suction tubes.



# Improve your productivity with higher cleaning performance, easier handling, and time saving maintenance



Whether you work with wet or dry debris, in open areas or hard-to-reach locations, cleaning in workshops or on job sites - the AERO Wet&Dry vacuum series will do the job with no hassle.

Thanks to its compact size, increased suction power, the high filtration PET filter and filter cleaning system, the AERO series is taking cleaning performance and productivity to a higher level.

This series contains a range of models developed with high focus on the variety of applications and end-user needs within industry, automotive and building and construction.

The compact and ergonomic design will add comfort, safety and ease-of-use to your daily work with:

- Lightweight container available in 3 different sizes: 20, 25 or 30 liter
- Build-in flexible storage of suction hose, power cord and accessories
- Simple and reliable user interface and easy maneuverability

Regardless of your choice of machine it provides you with useful features and benefits:

- Push&Clean semi-automatic cleaning system, for quicker and easier maintenance
- Long-lasting washable PET filter with an efficiency of minimum 99.9%
- Powerful motor unit with up to 235 mbar suction power and high air flow
- Exhaust air blow function



Multiple positions for tubes, nozzles and suction hose makes transport and storage easy and reliable. The motorhead design also allows storage of small tools or personal items.



An integrated container handle makes disposal and lifting easy and convenient.

AERO 21 / AERO 21 INOX are the smallest models in the AERO series with compact design and easy to use features - the ideal choice for smaller cleaning jobs in workshops or at customer sites.

The 20 liter machine has efficient suction performance and is found with optional INOX stainless steel container with robust trolley and lifting handle. A light-weight machine for workers within industry, automotive and building & construction.



Compact and lightweight for easy storage and transportation

# AERO 21 / AERO 21 INOX

## - Compact design and easy-to-use



### TECHNICAL SPECIFICATIONS

| Description                           | AERO 21-01 PC         | AERO 21-21 PC         | AERO 21-01 PC INOX    | AERO 21-21 PC INOX    |
|---------------------------------------|-----------------------|-----------------------|-----------------------|-----------------------|
| Item no.                              | 107406600             | 107406601             | 107406602             | 107406603             |
| Air flow rate (l/min.)                | 3600                  | 3600                  | 3600                  | 3600                  |
| Vacuum (mbar/kPa)                     | 210/21                | 210/21                | 210/21                | 210/21                |
| Power Pmax (W)                        | 1250                  | 1250                  | 1250                  | 1250                  |
| Power PIEC (W)                        | 1000                  | 1000                  | 1000                  | 1000                  |
| Working sound level, 3 meter (dB(A))  | 64                    | 64                    | 64                    | 64                    |
| Sound pressure level, 1 meter (dB(A)) | 72                    | 72                    | 72                    | 72                    |
| Container volume (l)                  | 20                    | 20                    | 20                    | 20                    |
| Mains connection (V~/Hz)              | 230/1/50-60           | 230/1/50-60           | 230/1/50-60           | 230/1/50-60           |
| Dimensions L x W x H (mm)             | 375 x 385 x 505       | 375 x 385 x 505       | 390 x 400 x 525       | 390 x 400 x 525       |
| Weight (kg)                           | 7.5                   | 7.5                   | 8.5                   | 8.5                   |
| El cable (m)                          | 5                     | 5                     | 5                     | 5                     |
| Filter area (cm <sup>2</sup> )        | 3000                  | 3000                  | 3000                  | 3000                  |
| <b>Features:</b>                      |                       |                       |                       |                       |
| Push&Clean filter cleaning system     | •                     | •                     | •                     | •                     |
| Exhaust air blow function             | •                     | •                     | •                     | •                     |
| Accessory and cable storage           | •                     | •                     | •                     | •                     |
| Tool deposit                          | •                     | •                     | •                     | •                     |
| Automatic OnOff for power tools       |                       | •                     |                       | •                     |
| Container lifting handle              |                       | •                     | •                     | •                     |
| Hose storage hook                     |                       | •                     |                       | •                     |
| Stainless steel container             |                       |                       | •                     | •                     |
| <b>Standard equipment:</b>            |                       |                       |                       |                       |
| Suction hose                          | 107405600 [Ø32 x 1.9] | 107405599 [Ø32 x 2.5] | 107405600 [Ø32 x 1.9] | 107405599 [Ø32 x 2.5] |
| Extension tube, alu., Ø36, 2 pcs.     |                       | 107400032             | 107400032             | 107400032             |
| Extension tube, Plastic, Ø36, 2 pcs.  | 40696 [Ø32]           |                       |                       |                       |
| Fleece filter bag, 4 pcs.*            | 302002404             | 302002404             | 302002404             | 302002404             |
| Filter element, PET, Ø185 x 140 mm    | 302000490             | 302000490             | 302000490             | 302000490             |
| Universal nozzle, 115 mm              | 14295                 | 14295                 | 14295                 | 14295                 |
| Floor nozzle, 300 mm                  | 107402706             | 107402706             | 107402706             | 107402706             |
| Crevice nozzle, 300 mm                | 29541                 | 29541                 | 29541                 | 29541                 |
| Tool adapter w. suction regulation    |                       | 107409977             |                       | 107409977             |



An innovative storage solution makes it easy to place suction hose on side of the machine with a flexible rubber strap.




Optional automatic cable rewind system improves the storage and protection of the power cord.

AERO 26 / 31 INOX are the featuring models of the AERO series with high focus on application and end-user needs. It is a light-weight and robust machine for professional workers featuring ergonomic design, semi-automatic filter cleaning and convenient storage solutions. The bigger capacity machines have efficient suction performance

and the AERO 26 is available with optional cable rewind system.

The machines are compact and easy to use - the ideal choice for smaller cleaning jobs in workshops or at customer sites.



Compact ergonomic for easy and safe handling

# AERO 26 / AERO 31 INOX

## - Powerfull with convenient storage



### TECHNICAL SPECIFICATIONS

| Description                           | AERO 26-01 PC X       | AERO 26-21 PC         | AERO 26-2L PC         | AERO 31-21 PC INOX    |
|---------------------------------------|-----------------------|-----------------------|-----------------------|-----------------------|
| Item no.                              | 107406605             | 107406606             | 107406608             | 107406607             |
| Air flow rate (l/min.)                | 3600                  | 3600                  | 3700                  | 3600                  |
| Vacuum (mbar/kPa)                     | 210/21                | 210/21                | 235/23.5              | 210/21                |
| Power Pmax (W)                        | 1250                  | 1250                  | 1500                  | 1250                  |
| Power PIEC (W)                        | 1000                  | 1000                  | 1200                  | 1000                  |
| Working sound level, 3 meter (dB(A))  | 64                    | 64                    | 64                    | 64                    |
| Sound pressure level, 1 meter (dB(A)) | 72                    | 72                    | 72                    | 72                    |
| Container volume (l)                  | 25                    | 25                    | 25                    | 30                    |
| Mains connection (V~/Hz)              | 230/1/50-60           | 230/1/50-60           | 230/1/50-60           | 230/1/50-60           |
| Dimensions L x W x H (mm)             | 375 x 392 x 530       | 375 x 392 x 530       | 375 x 392 x 530       | 390 x 400 x 635       |
| Weight (kg)                           | 9                     | 9                     | 9                     | 10.5                  |
| El cable (m)                          | 5                     | 5                     | 7.5                   | 5                     |
| Filter area (cm <sup>2</sup> )        | 3000                  | 3000                  | 3000                  | 3000                  |
| <b>Features:</b>                      |                       |                       |                       |                       |
| Push&Clean filter clening system      | •                     | •                     | •                     | •                     |
| Accessory and cable storage           | •                     | •                     | •                     | •                     |
| Tool deposit                          | •                     | •                     | •                     | •                     |
| Rubber strap for hose storage         | •                     | •                     | •                     | •                     |
| Exhaust air blow function             | •                     | •                     | •                     | •                     |
| Cable rewind                          | •                     |                       |                       |                       |
| Automatic OnOff for power tools       |                       | •                     | •                     | •                     |
| SoftStart                             |                       |                       | •                     |                       |
| Motor speed control                   |                       |                       | •                     |                       |
| Stainless steel container             |                       |                       |                       | •                     |
| <b>Standard equipment:</b>            |                       |                       |                       |                       |
| Suction hose                          | 107405600 [Ø32 x 1.9] | 107406115 [Ø32 x 3.5] | 107409976 [Ø32 x 3.5] | 107406115 [Ø32 x 3.5] |
| Extension tube, chrome, 2 pcs., Ø36   |                       | 302000529             | 302000529             | 302000529             |
| Telescopic tube, chrome               | 107402654             |                       |                       |                       |
| Fleece filter bag, 4 pcs.*            | 302002404             | 302002404             | 302002404             | 302002404             |
| Filter element, PET, Ø185 x 140 mm    | 302000490             | 302000490             | 302000490             | 302000490             |
| Floor nozzle, 300 mm                  |                       | 107402706             | 107402706             | 107402706             |
| Soil nozzle, switchable               | 302002365             |                       |                       |                       |
| Universal nozzle, 115 mm              | 14295                 | 14295                 | 14295                 | 14295                 |
| Brush nozzle                          | 302002509             | 302002509             | 6086                  | 302002509             |
| Crevice nozzle, 300 mm                | 29541                 | 29541                 | 29541                 | 29541                 |
| Tool adapter w. suction regulation    |                       | 107409977             | 107409977             | 107409977             |
| Accessory net                         | 107410033             | 107410033             |                       | 107407191             |
| Tool compartment                      |                       |                       | 107409980             |                       |


\* 1 pcs. included with machine.



# Higher productivity and effectiveness with your AERO!

Nilfisk AERO 21/26/31 is a series of more effective, compact and reliable wet and dry vacuum cleaners offering benefits for professional end-users - at a very competitive price.

The platform is modular, easy to service and maintain. Focusing on meeting your needs in every working situation, the AERO series will do the job with no hassle.



**Nilfisk A/S**  
Kornmarksvej 1 · DK-2605 Brøndby · Denmark  
Tel.: +45 43 23 81 00 · Fax: +45 43 43 77 00  
mail.com@nilfisk.com  
www.nilfisk.com

